

**MISSION** A3 is the world's leading trade association dedicated to accelerating, supporting and promoting the adoption of **transformational automation technologies to build a better world.**

### INDUSTRY INSIGHT

In the United States robot shipments have grown at a compound annual growth rate (CAGR) of 7.2% since 2007, and the International Federation of Robotics (IFR) is estimating that growth will accelerate to over 10% during the next 5 years.

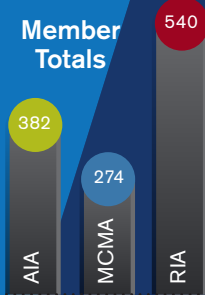
Average revenue per robot shipped to North American customers has decreased 11.4% since 2007. During that same period, annual shipment volumes have more than doubled (14,920 units in 2007 to 33,575 units in 2017, a 125% increase).

### INDUSTRIES SERVED

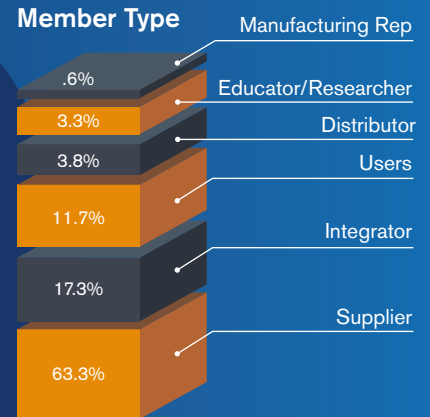
RIA Shipments by Industry (Jan-Sep 2018, Share)



### Member Totals



### MEMBERSHIP SNAPSHOT



### Members Job Titles


Engineer	34%
Sales	17.2%
Robotics	10.3%
Marketing	9.1%
Director	7.7%
President	6.5%
Business Development	3.2%
General Manager	3%
VP	2%
Mechanical	1.9%
Account Executive/Manager	1.4%
Other	3.1%

### Geography



### ONLINE ENGAGEMENT

Average Member Profile Views



Number of:



### Newsletter Engagement



### Reach Across Social Media



### A3 Events Bring Automation Leaders Together

The Vision Show	2,482 Registrants
A3 Business Forum	664 Registrants
Collaborative Robots & Advanced Vision Conference	603 Registrants
Automate 2017	948 Registrants
International Robot Safety Conference	470 Registrants
MCMA Technical Conference	210 Registrants

Total: 5,400 Registrants  
20,000+ Automate 2017 Show Attendees

### TOTAL SALES

#### AIA - Vision Components & System

2010	\$1,798,250
2011	\$1,894,688
2012	\$1,807,362
2013	\$2,019,860
2014	\$2,277,655
2015	\$2,286,279
2016	\$2,297,869
2017	\$2,632,684
2018	\$2,772,332

#### MCMA - Motion Control & Motor Sales

2010	\$2,316,930,768
2011	\$2,941,567,542
2012	\$2,936,009,287
2013	\$2,798,925,926
2014	\$3,045,988,489
2015	\$2,925,733,974
2016	\$3,245,105,530
2017	\$3,559,102,313
2018	\$3,839,848,095

#### RIA - Robotics

2010	\$665,453
2011	\$1,103,315
2012	\$1,293,800
2013	\$1,385,318
2014	\$1,470,377
2015	\$1,596,565
2016	\$1,812,800
2017	\$1,937,658
2018	\$1,838,942

Visit [www.a3automate.org](http://www.a3automate.org) to learn more.